

# Photodiode

*by* Johansah Liman

---

**Submission date:** 06-Sep-2023 02:51PM (UTC+0700)

**Submission ID:** 2158911037

**File name:** Ba05Sr05TiO3basedPhotodiodeApplicationasLightSensor.pdf (193.8K)

**Word count:** 1578

**Character count:** 8675

## Ba<sub>0.5</sub>Sr<sub>0.5</sub>TiO<sub>3</sub> based Photodiode Application as Light Sensor for Automatic Lighting Control Switch

Budi Harsono<sup>1,a</sup>, Johansah Liman<sup>1</sup>, Ade Kurniawan<sup>2</sup>, Johan Iskandar<sup>2</sup>,  
Eti Rohaeti<sup>3</sup>, Irzaman<sup>4</sup>

<sup>1</sup>Electrical Engineering Department, Faculty of Engineering and Computer Science,  
Krida Wacana Christian University, Jakarta

<sup>2</sup> Postgraduate Student on Physics Departement, FMIPA, IPB, Bogor

<sup>3</sup> Chemical Department, FMIPA, IPB, Bogor

<sup>4</sup> Physics Departement, FMIPA, IPB, Bogor

<sup>a</sup>budi.harsono@ukrida.ac.id

**Abstract.** Photodiode that was made from ferroelectric material, Barium Strontium Titanate (BST), was used as light sensor for automatic lighting control switch. BST based photodiode was placed in one leg of wheatstone bridge circuit to increase the sensor sensitivity. When light strike into the BST based photodiode sensor, the electric current flow through the BST sensor is increase. The electric current that flow through the BST sensor will also flow through the wheatstone bridge resistor at the same leg. This cause the voltage of the leg to increase otherwise the other leg's voltage will remain not change. This different voltage of the wheatstone bridge circuit output will then amplified by differential amplifier circuit. The op-amp used for the differential amplifier is TL-074 general purpose op-amp. The amplification of the differential amplifier is set to 27x. The output of the differential amplifier will then compared with a reference voltage by op-amp voltage comparator to get digital output: logic „High“ for dark condition dan logic „Low“ for daylight condition. Output from op-amp voltage comparator then feed to NPN transistor to drive a single pole double throw relay. The normally open output of the relay is connected to fluorescent lamp, so the lamp will turn on when dark and turn off when daylight condition. As a result, lighting switch can be controlled by BST sensor. The switch will turn on when less light intensity strike the sensor and turn off when the light intensity strike the sensor is increase.

**Keywords:** Photodiode, BST, light sensor, automatic switch, op-amp

### I. Introduction

Ferroelectric thin films are potentially important materials for a variety of devices such as ferroelectric memories, infrared pyroelectric sensors and in other integrated technologies. Barium strontium titanate (BST) is currently one of the most interesting ferroelectric materials due to its high dielectric constant and composition-dependent Curie temperatur [1].

Barium Strontium Titanate (Ba<sub>x</sub>Sr<sub>1-x</sub>TiO<sub>3</sub>) being environment friendly, has high dielectric constant, low dissipation factor, compositional-dependent Curie temperature (T<sub>c</sub>) and large electro-optical coefficient [2]. The outstanding properties of perovskite oxides such as barium strontium titanate (BST) have recently aroused great interest with regard to their application as functional material for the development of chemical sensors and biosensors [3].

BST thin film can be created with a number of techniques, e.g. Chemical Solution Deposition (CSD), Pulsed Laser Deposition (PLD), sputtering and Metallo Organic Chemical Vapour Deposition (MOCVD) [4-6]. It has been demonstrated that Ba<sub>0.5</sub>Sr<sub>0.5</sub>TiO<sub>3</sub> thin films were prepared by the CSD method on the substrate Si (100) p-type substrate can work as a light sensor and had photo diode characteristic [7, 8].

The purpose of this study is using Ba<sub>0.5</sub>Sr<sub>0.5</sub>TiO<sub>3</sub> based photodiode as a light sensor for automatic lighting control switch.

## II. Experimental Method

In this study, BST thin film was grown on p-type silicon (100) substrate using Chemical Solution Deposition (CSD) method. The materials used in this experiment were Barium acetate powder [Ba(CH<sub>3</sub>COO)<sub>2</sub>] (99%), Strontium acetate powder [Sr(CH<sub>3</sub>COO)<sub>2</sub>] (99%), Titanium dioxide powder [TiO<sub>2</sub>] (97.999%), and 2-Methoxy ethanol solvent [H<sub>3</sub>COCH<sub>2</sub>CH<sub>2</sub>OH] (99%). All the materials were obtained from Sigma Aldrich.

First, the Silicon substrate was cut to the size of 1x1 cm<sup>2</sup> using a glass cutter. The substrate was then washed with aqua bidest distilled water for 30 seconds. Then the materials necessary (barium acetate, strontium acetate, and titanium dioxide) were weighed using Sartorius BL6100 analytical balance. Molar fraction of Ba and Sr was 0.5. The materials were then mixed and dissolved in 2.5 ml of 2-Methoxy ethanol. Furthermore, the solution that has been made was homogenized with Branson 2510 ultrasonicator for 90 minutes to obtain a homogeneous BST solution.

BST solution which has been homogeneous then dripped on the p-type silicon substrate and spun using a spin coater for 30 seconds at a speed of 3000 rpm. BST coating process on p-type silicon (100) substrate is repeated 3 times with one minute in-between breaks. BST thin film on p-type silicon (100) substrate then annealed using Vulcan<sup>TM-3000</sup> furnace for 22 hours at 850 °C temperature.

The next process was the contact deposition process. BST film that have been annealed were covered with aluminum foil with four square holes of 2x2 mm<sup>2</sup> in the part to be fitted with contact. The material used as a contact in this study was aluminium 99.999%. The deposition process was conducted using Metal Oxide Chemical Vapor Deposition (MOCVD) method.

The next step was building the wheatstone bridge and difference amplifier circuit to increase the sensitivity of the BST light sensor. The circuit is shown in Fig. 1. The wheatstone bridge output (V<sub>1</sub>-V<sub>2</sub>) was adjusted at 0V in very dark condition (at about 2 lux light intensity). Output from difference amplifier can be obtained from Equation 1 and internal resistance of BST sensor can be obtained from Equation 2.

$$V_{out1} = \frac{R_f}{R_i} (V_1 - V_2) \quad (1)$$

$$\text{with: } R_4 = R_6 = R_f \\ R_3 = R_5 = R_i$$

$$R_{BST} = \frac{R_1(V_5 - V_1)}{V_1} \quad (2)$$

The output of the difference amplifier was then passed to the voltage comparator circuit to obtained a discrete output that distinguishes the dark and light conditions. Voltage comparator circuit was shown in Fig. 2. V<sub>ref</sub> was adjusted at 1.5 volt, so the output voltage (V<sub>out2</sub>) will be logic „high“ when V<sub>out1</sub> below 1.5 volt.

The output of the voltage comparator was then used to drive a relay through the driver transistor, so that when conditions are dark, the fluorescent lamp will turn on and during bright conditions, the lamp will turn off. The relay circuit is shown in Fig. 3.

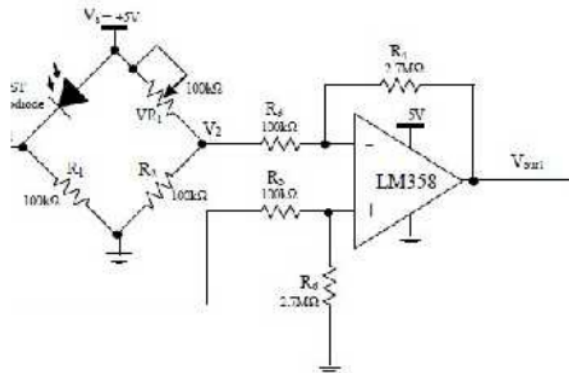


Fig. 1. Wheatstone bridge and difference amplifier circuit.

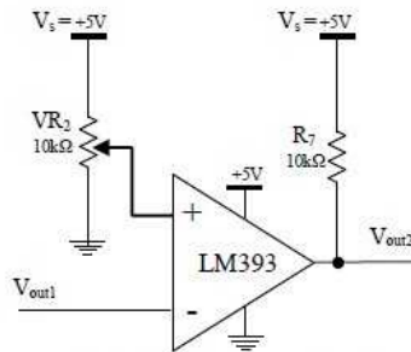


Fig. 2. Voltage comparator circuit.

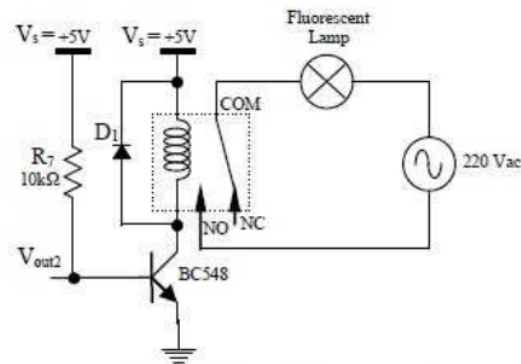


Fig. 3. Relay driver circuit.

### III. Results And Discussions

The output voltage of the Wheatstone bridge circuit ( $V_1$ - $V_2$ ) measured in several levels of light intensity are given in Table 1. The results shown that when light intensity is increase, internal resistance of BST light sensor is decrease, resulting output voltage of the wheatstone bridge circuit to increase. Curve pattern of the BST internal resistance is shown in Fig. 4.

TABLE I  
WHEATSTONE BRIDGE OUTPUT VOLTAGE

Light Intensity (lux)	$V_1 - V_2$ (volt)
50	0.006
100	0.036
150	0.06
200	0.08
250	0.09
300	0.098
350	0.108
400	0.12

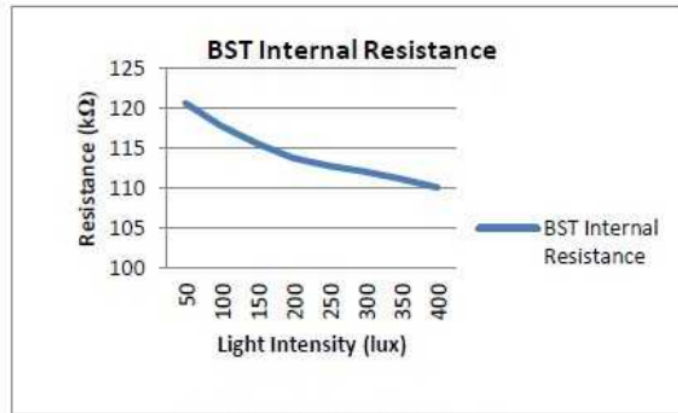


Fig. 4. BST Internal Resistance

Output voltage from the difference amplifier circuit are given in Table 2 and output voltage from voltage comparator circuit are given in Table 3. Difference amplifier output voltage shown that the amplification of difference amplifier circuit is 27x and voltage comparator output shown that when light intensity is 100 lux or lower, outputs of the voltage comparator are logic 'high' (=4.948 volt) and when the light intensity is 150 lux or higher, outputs of the voltage comparator are logic 'low' (0.054 volt).

TABLE II  
DIFFERENCE AMPLIFIER OUTPUT VOLTAGE

$V_1 - V_2$ (volt)	$V_{out1}$ (volt)	Amplification (x)
0.006	0.162	27
0.036	0.97	26.94444
0.06	1.62	27
0.08	2.161	27.0125
0.09	2.43	27
0.098	2.647	27.0102
0.108	2.915	26.99074
0.12	3.242	27.01667

TABLE III  
VOLTAGE COMPARATOR OUTPUT VOLTAGE

Light Intensity (lux)	Vout <sub>1</sub> (volt)	Vout <sub>2</sub> (volt)
50	0.162	4.948
100	0.97	4.948
150	1.62	0.054
200	2.161	0.054
250	2.43	0.054
300	2.647	0.054
350	2.915	0.054
400	3.242	0.054

TABLE IV  
OVERALL TEST RESULTS

Light intensity	Lamp condition
Dark condition (<135 lux)	ON
Light condition (≥135 lux)	OFF

Overall test results are shown in Table 4. From the overall test results, we obtained that lamp will turn on when light intensity is below 135 lux (dark condition) and will turn off when light intensity is 135 lux or higher (light condition).

#### IV. Conclusions

The change of the internal resistance of the BST sensor is very small, so the output voltage of the wheatstone bridge circuit need to be amplified by difference amplifier to achieve an applicable output voltage. From the overall test result, Barium Strontium Titanate (Ba<sub>0.5</sub>Sr<sub>0.5</sub>TiO<sub>3</sub>) based photodiode was successfully used as a light sensor for automatic lighting control switch.

#### References

- [1]. F. M. Pontes, E. R. Leite, D. S. L. Pontes, E. Longo, E. M. S. Santos, S. Mergulhão, P. S. Pizani, F. Lanciotti, Jr., and T. M. Boschi, and J. A. Varela, "Ferroelectric and optical properties of Ba<sub>0.8</sub>Sr<sub>0.2</sub>TiO<sub>3</sub> thin film," *Journal of Applied Physics*, Vol.91, No.2, pp. 5972-5978, May 2002.
- [2]. K. Anumet, S. Anupinder, K.Asokan, S. Lakhwant, "Structural and Optical Properties of Iron Doped Barium Strontium Titanate," *IJEAR*, Vol.4, No.2, Spl-1, July - Dec 2014.

- [3]. C. Huck, A. Poghosian, M. Bäcker, S. Reiser, J. Schubert, W. Zander, V.K. Begoyan, V.V. Buniatyan, M.J. Schöning, "Chemical sensors based on a high- $k$  perovskite oxide of barium strontium titanate," in *Procedia Engineering* 87, pp. 28–31, 2014.
- [4]. Y. Xin, R. Wei, S. Peng, W. Xiaoqing, and Y. Xi, "Enhanced Tunable Dielectric Properties Of Ba<sub>0.5</sub>Sr<sub>0.5</sub>TiO<sub>3</sub>/ Bi<sub>1.5</sub>Zn<sub>1.0</sub>Nb<sub>1.5</sub>O<sub>7</sub> Multilayer Thin Films By A Sol-Gel Process," *Thin Solid Films*, Vol.520, No. 2, pp. 789–792, 2011.
- [5]. A. W. Nuayi, H. Alatas, Irzaman, dan M. Rahmat, "Enhancement of Photon Absorption on BaXSr<sub>1-X</sub>TiO<sub>3</sub> Thin-Film Semiconductor Using Photonic Crystal," *International Journal of Optics*, 2014.
- [6]. Umar, Faanzir, A. W. Nuayi, R. Siskandar, H. Syafutra, H. Alatas, and Irzaman, "Characterization of optical properties of Ba<sub>0.55</sub>Sr<sub>0.45</sub>TiO<sub>3</sub> Thin Film" in SNIPD Symposium Proceeding, ITB Bandung, pp. 280-284, 2013.
- [7]. J. Iskandar, H. Syafutra, J. Juansah, dan Irzaman, "Characterizations of electrical and optical properties on ferroelectric photodiode of barium strontium titanate (Ba<sub>0.5</sub>Sr<sub>0.5</sub>TiO<sub>3</sub>) films based on the annealing time differences and its development as light sensor on satellite technology," *Procedia Environmental Sciences* 24, pp. 324 – 328, 2015.
- [8]. J. Liman, B. Harsono, A. Kumiawan, E. Rohaeti, Irzaman, "Making Photodiode Based on Ba<sub>0.5</sub>Sr<sub>0.5</sub>TiO<sub>3</sub> Thin Film on Type-p Si (100) Substrate with Chemical Solution Deposition (CSD) Method," unpublished.



# Photodiode

---

## ORIGINALITY REPORT

---

18%

SIMILARITY INDEX

5%

INTERNET SOURCES

15%

PUBLICATIONS

6%

STUDENT PAPERS

---

## PRIMARY SOURCES

---

- 1** F.M. Pontes, M.A.M.A. Maurera, A.G. Souza, E. Longo, E.R. Leite, R. Magnani, M.A.C. Machado, P.S. Pizani, J.A. Varela. "Preparation, structural and optical characterization of BaWO<sub>4</sub> and PbWO<sub>4</sub> thin films prepared by a chemical route", Journal of the European Ceramic Society, 2003  
Publication 2%

---
- 2** Peng Shi, Xi Yao, Liangying Zhang. "Preparation and properties of (Ba<sub>0.7</sub>Sr<sub>0.3</sub>)TiO<sub>3</sub> thin films by soft-solution processing", Journal of Crystal Growth, 2005  
Publication 2%

---
- 3** A. Mahmood, A. Naeem, Y. Iqbal. "Dielectric and impedance spectroscopic investigation of the Ba<sub>0.3</sub> Sr<sub>0.7</sub> Ti<sub>0.873</sub> Zr<sub>0.097</sub> Mn<sub>0.03</sub> O<sub>3</sub> ceramic system", Ceramics International, 2016  
Publication 1%

---
- 4** J.-G. Cheng, X.-J. Meng, J. Tang, S.-L. Guo, J.-H. Chu. "Fabrication and electrical properties of 1%

sol-gel-derived Ba 0.8 Sr 0.2 TiO<sub>3</sub> ferroelectric films from a 0.05-M spin-on solution", Applied Physics A: Materials Science & Processing, 2000

Publication

---

5

[www.researchgate.net](http://www.researchgate.net)

Internet Source

1 %

---

6

Huck, Christina, Arshak Poghosian, Matthias Bäcker, Steffen Reisert, Friederike Kramer, Vardges K. Begoyan, Vahe V. Buniatyan, and Michael J. Schöning. "Multi-parameter sensing using high-k oxide of barium strontium titanate : Multi-parameter sensing of barium strontium titanate", physica status solidi (a), 2015.

Publication

---

1 %

---

7

Johan Iskandar, Heriyanto Syafutra, Jajang Juansah, Irzaman. "Characterizations of Electrical and Optical Properties on Ferroelectric Photodiode of Barium Strontium Titanate (Ba<sub>0.5</sub>Sr<sub>0.5</sub>TiO<sub>3</sub>) Films Based on the Annealing Time Differences and its Development as Light Sensor on Satellite Technology", Procedia Environmental Sciences, 2015

Publication

---

1 %

---

8

Turky, Ali Omar, Mohamed Mohamed Rashad, and Mikhael Bechelany. "Tailoring optical and

1 %

dielectric properties of Ba<sub>0.5</sub>Sr<sub>0.5</sub>TiO<sub>3</sub> powders synthesized using citrate precursor route", Materials & Design, 2016.

Publication

9

Microelectronics International, Volume 29, Issue 3 (2012-07-28)

Publication

1 %

10

autodocbox.com

Internet Source

1 %

11

ejournal.radenintan.ac.id

Internet Source

1 %

12

Irzaman, Heriyanto Syafutra, Endang Rancasa, Abdul Wahidin Nuayi et al. " The Effect of Ba/Sr Ratio on Electrical and Optical Properties of Ba Sr TiO (x = 0.25; 0.35; 0.45; 0.55) Thin Film Semiconductor ", Ferroelectrics, 2013

Publication

1 %

13

Submitted to UIN Sunan Kalijaga Yogyakarta

Student Paper

1 %

14

Yang, C.H.. "Fabrication and properties of silicon-based (Bi,Sm)<sub>4</sub>Ti<sub>3</sub>O<sub>12</sub> thin film", Journal of Alloys and Compounds, 20090107

Publication

1 %

15

Zhu, Hanfei, Limin Kang, Menglin Liu, and Jun Ouyang. "Single-crystal oxide substrate

1 %

dependent electrical properties of sputtered BiFeO<sub>3</sub> thin films", Materials Letters, 2016.

Publication

16

Submitted to Universiti Teknologi MARA

Student Paper

1 %

17

Chao Ma. "Structure and properties of Mn-Co-Ni-O thin films", Journal of Physics: Conference Series, 2021

Publication

1 %

18

Submitted to Institute of Graduate Studies, UiTM

Student Paper

1 %

19

Johan Iskandar, Renan Prasta Jenie, Ulfah Juniarti Siregar, Brian Yulianto, Irzaman. "Application of thin film barium strontium titanate (BST) in a microcontroller based tool to measure oxygen saturation in blood", Ferroelectrics, 2020

Publication

<1 %

Exclude quotes On

Exclude matches Off

Exclude bibliography On